

**KLAYMOR**

STRONG.  
DURABLE.  
AND ENGINEERED.



**KLAYMOR**  
STRONG, DURABLE, AND ENGINEERED.





P2. **ABOUT KLAYMOR**

P4. **OUR QUALITY**

**SOCKET SETS**

P6. **1/4" Dr.** SOCKET SET

P6. **3/8" Dr.** SOCKET SET

P7. **1/2" Dr.** SOCKET SET

P9. **3/4" Dr.** SOCKET SET

**INDIVIDUAL SOCKETS**

P12. **1/4" Dr.** SOCKET/ DEEP SOCKET

P14. **3/8" Dr.** SOCKET/ DEEP SOCKET

P16. **1/2" Dr.** SOCKET/ DEEP SOCKET

**ACCESSORIES**

P22 RATCHET HANDLE / SPINNER HANDLE / FLEX HANDLE/ T-HANDLE /  
SPEED HANDLE / UNIVERSAL JOINT /ADAPTERS / EXTENSION BAR

**IMPACT SOCKET SETS**

P26 **3/8 Dr.** IMPACT SOCKET SET

P27 **1/2 Dr.** IMPACT SOCKET SET



## ABOUT KLAYMOR

**KLAYMOR™** hand tool trade mark includes excellent tools that could be used in the automotive, aviation, electronic, manufacture and maintenance market.

The name of our brand, **KLAYMOR™**, comes from the famous medieval sword Claymore, whose name derives from the Gaelic Claidheamh-mor, which means "Great sword". It's recognized for being strong, easy to use and reliable just as the name insinuates. Identical characteristics as the Claymore sword define our product line. Our **KLAYMOR™** logo is designed to resemble the lines of the sword, with the edges sharpened by the greatest blacksmiths representing the high level of skill and technique involved in the development of our products.

**KLAYMOR™** products are designed, produced and tested by qualified and well prepared people, so that we can assure we are delivering high quality products with excellent performance to you. We constantly work on product development in order to be able to offer you a wide range of product choices. For us, **KLAYMOR™**, is highly important to provide excellent customer service, reliable product quality and competitive prices. These compromises are our bases to create long-term, win-win and honest businesses cooperation with you.

"**KLAYMOR™** is made in one of the well-known enterprises in Taiwan - **EASEN HARDWARE CORPORATION**. **EASEN** was established since 1983. It's a specialized maker of socket wrench Sets and related parts. With R&D capabilities, **EASEN** strength comes up with innovative tool kits, accessories and other hand tools and has earned long-term trust from global customers.

In **EASEN**, all the workers involve with design, making samples, examining and production are educated, trained and skillful staff. From interactive meeting with customers, **EASEN** creates stable quality products and competitive price to match their requirements.

**EASEN** has been cooperating with American and European suppliers for many years offering high-quality, reasonably-priced products that satisfy customer requirements. **EASEN** continue upgrading themselves by maintaining ISO9001 since 2001, GS/VPA since 2003 and SA8000 since 2007.



## OUR QUALITY

Pursuing the perfection and challenging the peak of the technology is the goal of Klaymor. We carefully pay high attention in each step of the production process, thoroughly managing and supervising the production line and its results in order to provide a complete systematized service.

We always have to be able to continue providing to our customers with excellent and stable quality products through sophisticated detection equipment and stringent standards determination to ensure that every detail of the product is equipped with high-precision specifications that meet or exceed international standard certifications to win the customers.

When the functions and specialties of the tools reach the qualified standard, the high and accurate quality represents the efficiency of the users.



## SOCKET SET

1/4"

3/8"

1/2"

3/4"



Item No. KSS140601701

SAE 6

**17 PCS  
1/4" Dr. Socket set**

- 1/4" Dr. 6pt. SAE sockets: 5/32, 3/16, 7/32, 1/4, 9/32, 5/16, 11/32, 3/8, 7/16, 1/2, 9/16"
- 1/4" Dr. Extension bar: 2" & 6"
- 1/4" Dr. Universal joint
- 1/4" Dr. Spinner handle
- 1/4" Dr. T-handle
- 1/4" Dr. 90T Ratchet handle



Item No. KSS380602601

SAE Metric 6

**26 PCS  
3/8" Dr. Socket set**

- 3/8" Dr. 6pt. SAE sockets: 5/16, 3/8, 7/16, 1/2, 9/16, 5/8, 11/16, 3/4, 13/16"
- 3/8" Dr. 6pt. Metric sockets: 10, 11, 12, 13, 14, 15, 16, 17, 18, 19mm
- 3/8" Dr. Spark plug sockets: 5/8" & 13/16"
- 3/8" Dr. Extension bar: 3" & 6"
- 3/8" Dr. Universal joint
- 3/8" Dr. T-handle
- 3/8" Dr. 90T Ratchet handle



Item No. KSS140602101

Metric 6

**21 PCS  
1/4" Dr. Socket set**

- 1/4" Dr. 6pt. Metric sockets: 4, 4.5, 5, 6, 7, 8, 9, 10, 11, 12, 13mm
- 1/4" Dr. Bit sockets: PH1, PH2, PH3, SL4, SL5.5, SL7
- 1/4" Dr. Extension bar: 2"
- 1/4" Dr. Universal joint
- 1/4" Dr. Spinner handle
- 1/4" Dr. 90T Ratchet handle



Item No. KSS120602401

Metric 6

**24 PCS  
1/2" Dr. Socket set**

- 1/2" Dr. 6pt. Metric sockets: 10, 11, 12, 13, 14, 15, 16, 17, 18, 19, 20, 21, 22, 24, 27, 30, 32mm
- 1/2" Dr. 6pt. Double side sockets: 17\*19mm, 21\*22mm
- 1/2" Dr. Extension bar: 10"
- 3/8" Dr.\*1/2" 3-way adapter
- 1/2" Dr. Universal joint
- 1/2" Dr. Flex handle: 15"
- 1/2" Dr. 90T Ratchet handle



Item No. KSS380601801

SAE 6

**18 PCS  
3/8" Dr. Socket set**

- 3/8" Dr. 6pt. SAE sockets: 1/4, 5/16, 3/8, 7/16, 1/2, 9/16, 5/8, 11/16, 3/4, 13/16, 7/8"
- 3/8" Dr. Spark plug sockets: 5/8" & 13/16"
- 3/8" Dr. Extension bar: 3" & 6"
- 3/8" Dr. Universal joint
- 3/8" Dr. T-handle
- 3/8" Dr. 90T Ratchet handle



Item No. KSS120602501

Metric 6

**25 PCS  
1/2" Dr. Socket set**

- 1/2" Dr. 6pt. Metric sockets: 10, 11, 12, 13, 14, 15, 16, 17, 18, 19, 20, 21, 22, 24, 27, 30, 32mm
- 1/2" Dr. Spark plug sockets: 5/8" & 13/16"
- 1/2" Dr. Extension bar: 5" & 10"
- 3/8" Dr.\*1/2" 3-way adapter
- 1/2" Dr. Universal joint
- 1/2" Dr. Speed handle
- 1/2" Dr. 90T Ratchet handle



Item No. KSS120603201

SAE 6

**32 PCS  
1/2" Dr. Socket set**

- 1/2" Dr. 6pt. SAE sockets: 5/16, 3/8, 7/16, 1/2, 9/16, 5/8, 11/16, 3/4, 13/16, 7/8, 15/16, 1, 1-1/16, 1-1/8, 1-3/16, 1-1/4"
- 1/2" Dr. Bit sockets: TH20, TH25, TH30, TH40, TH50, TH55, H4, H6, H8, H10, H12, H14
- 1/2" Dr. Extension bar: 10"
- 3/8" Dr.\*1/2" 3-way adapter
- 1/2" Dr. Universal joint
- 1/2" Dr. 90T Ratchet handle



Item No. KSS340602001

Metric 6

**20 PCS  
3/4" Dr. Socket set**

- 3/4" Dr. 6pt. Metric sockets: 19, 21, 22, 23, 24, 26, 27, 29, 30, 32, 35, 36, 38, 41, 46, 50mm
- 3/4" Dr. Extension bar: 8" & 16"
- 3/4" Dr. T-Handle
- 3/4" Dr. Ratchet handle



Item No. KSS120604201

Metric 6

**42 PCS  
1/2" Dr. Socket set**

- 1/2" Dr. 6pt. Impact SAE sockets: 3/8, 7/16, 1/2, 9/16, 5/8, 11/16, 3/4, 13/16, 7/8, 15/16, 1, 1-1/16, 1-1/8, 1-1/4"
- 1/4" Dr. 6pt. SAE sockets: 3/16, 7/32, 1/4, 9/32, 5/16, 11/32, 3/8"
- 1/4" Bits: PH1, PH2, PH3, SL4, SL7, H3, H4, H5, H6, T10, T15, T20, T25, T30
- 1/4" Dr. Bit coupler
- 1/2" Dr. \* 1/4" Adapter
- 1/2" Dr. Extension bar: 10"
- 3/8" Dr.\*1/2" 3-way adapter
- 1/4" Dr. Spinner handle
- 1/2" Dr. Universal joint
- 1/2" Dr. 90T Ratchet handle



Item No. KSS341202101

SAE 12

**21 PCS  
3/4" Dr. Socket set**

- 3/4" Dr. 12pt. SAE sockets: 3/4, 13/16, 7/8, 15/16, 1, 1-1/16, 1-1/8, 1-3/16, 1-1/4, 1-3/8, 1-7/16, 1-1/2, 1-9/16, 1-5/8, 1-13/16, 2"
- Adaptor: 3/4"F\*1/2"M
- 3/4" Dr. Extension bar: 4" & 8"
- 3/4" Dr. T-Handle
- 3/4" Dr. Ratchet handle



## INDIVIDUAL SOCKETS

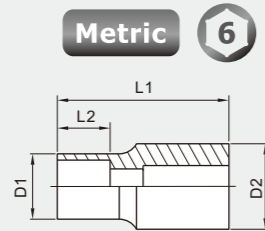
1/4"

3/8"

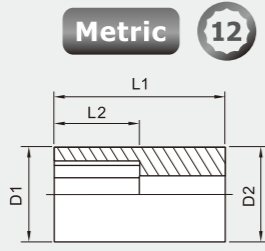
1/2"

## 1/4"Dr. Sockets

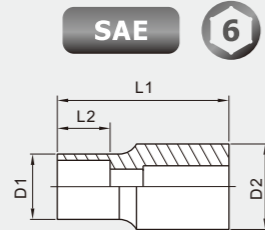
- Alloy Chrome-Vanadium Steel, Polished, Chrome.
- 4 Ball Grooves for Position.
- Thin wall construction for easy access in tight spaces.



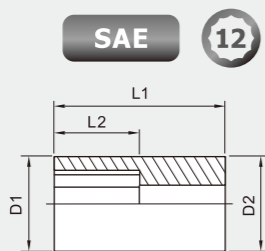
Item No.	Description	D1(mm)	D2(mm)	L1(mm)	L2(mm)
KRS1406040	6pt. 4mm	7.1	12.95	26	2.8
KRS1406045	6pt. 4.5mm	7.6	12.95	26	2.8
KRS1406050	6pt. 5mm	8.15	12.95	26	2.8
KRS1406055	6pt. 5.5mm	8.9	12.95	26	2.8
KRS1406060	6pt. 6mm	9.9	12.95	26	3.05
KRS1406070	6pt. 7mm	10.9	12.95	26	3.55
KRS1406080	6pt. 8mm	12.2	12.95	26	3.55
KRS1406090	6pt. 9mm	13.45	13.45	26	4.05
KRS1406100	6pt. 10mm	14.75	14.75	26	4.6
KRS1406110	6pt. 11mm	16	16	26	5.46
KRS1406120	6pt. 12mm	17.3	17.3	26	6.1
KRS1406130	6pt. 13mm	18.55	18.55	26	6.75
KRS1406140	6pt. 14mm	19.8	19.8	26	6.75



Item No.	Description	D1(mm)	D2(mm)	L1(mm)	D2(mm)
KRS1412040	12pt. 4mm	7.1	12.95	26	2.8
KRS1412045	12pt. 4.5mm	7.6	12.95	26	2.8
KRS1412050	12pt. 5mm	8.15	12.95	26	2.8
KRS1412055	12pt. 5.5mm	8.9	12.95	26	2.8
KRS1412060	12pt. 6mm	9.9	12.95	26	3.05
KRS1412070	12pt. 7mm	10.9	12.95	26	3.55
KRS1412080	12pt. 8mm	12.2	12.95	26	3.55
KRS1412090	12pt. 9mm	13.45	13.45	26	4.05
KRS1412100	12pt. 10mm	14.75	14.75	26	4.6
KRS1412110	12pt. 11mm	16	16	26	5.46
KRS1412120	12pt. 12mm	17.3	17.3	26	6.1
KRS1412130	12pt. 13mm	18.55	18.55	26	6.75
KRS1412140	12pt. 14mm	19.8	19.8	26	6.75



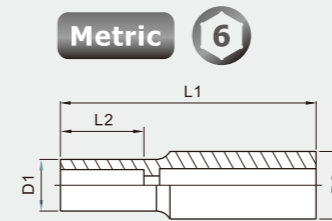
Item No.	Description	D1(inch)	D2(inch)	L1(inch)	L2(inch)
KRS1406360	6pt. 5/32"	0.281	0.51	1.01	0.281
KRS1406380	6pt. 3/16"	0.338	0.51	1.01	0.281
KRS1406400	6pt. 7/32"	0.382	0.51	1.01	0.375
KRS1406420	6pt. 1/4"	0.425	0.51	1.01	0.375
KRS1406440	6pt. 9/32"	0.457	0.51	1.01	0.375
KRS1406460	6pt. 5/16"	0.51	0.51	1.01	0.375
KRS1406480	6pt. 11/32"	0.547	0.547	1.01	0.625
KRS1406500	6pt. 3/8"	0.597	0.597	1.01	0.625
KRS1406520	6pt. 7/16"	0.683	0.683	1.01	0.625
KRS1406540	6pt. 1/2"	0.697	0.697	1.01	0.625
KRS1406560	6pt. 9/16"	0.778	0.778	1.01	0.625



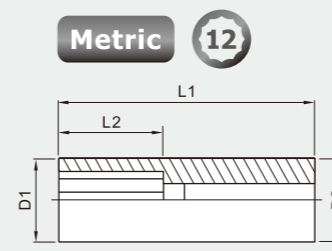
Item No.	Description	D1(inch)	D2(inch)	L1(inch)	L2(inch)
KRS1412360	12pt. 5/32"	0.281	0.51	1.01	0.281
KRS1412380	12pt. 3/16"	0.338	0.51	1.01	0.281
KRS1412400	12pt. 7/32"	0.382	0.51	1.01	0.375
KRS1412420	12pt. 1/4"	0.425	0.51	1.01	0.375
KRS1412440	12pt. 9/32"	0.457	0.51	1.01	0.375
KRS1412460	12pt. 5/16"	0.51	0.51	1.01	0.375
KRS1412480	12pt. 11/32"	0.547	0.547	1.01	0.625
KRS1412500	12pt. 3/8"	0.597	0.597	1.01	0.625
KRS1412520	12pt. 7/16"	0.683	0.683	1.01	0.625
KRS1412540	12pt. 1/2"	0.697	0.697	1.01	0.625
KRS1412560	12pt. 9/16"	0.778	0.778	1.01	0.625

## 1/4"Dr. Deep Sockets

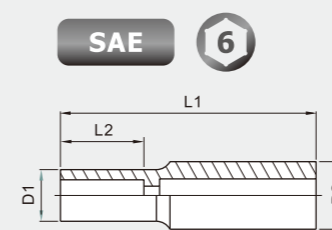
- Alloy Chrome-Vanadium Steel, Polished, Chrome.
- 4 Ball Grooves for Position.
- Thin wall construction for easy access in tight spaces.



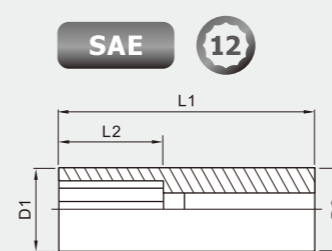
Item No.	Description	D1(mm)	D2(mm)	L1(mm)	L2(mm)
KDS1406040	6pt. 4mm	7.1	12.95	49	2.8
KDS1406045	6pt. 4.5mm	7.6	12.95	49	2.8
KDS1406050	6pt. 5mm	8.15	12.95	49	2.8
KDS1406055	6pt. 5.5mm	8.9	12.95	49	2.8
KDS1406060	6pt. 6mm	9.9	12.95	49	3.05
KDS1406070	6pt. 7mm	10.9	12.95	49	3.55
KDS1406080	6pt. 8mm	12.2	12.95	49	3.55
KDS1406090	6pt. 9mm	13.45	13.45	49	4.05
KDS1406100	6pt. 10mm	14.75	14.75	49	4.6
KDS1406110	6pt. 11mm	16	16	49	5.46
KDS1406120	6pt. 12mm	17.3	17.3	49	6.1
KDS1406130	6pt. 13mm	18.55	18.55	49	6.75
KDS1406140	6pt. 14mm	19.8	19.8	49	6.75



Item No.	Description	D1(mm)	D2(mm)	L1(mm)	L2(mm)
KDS1412040	12pt. 4mm	7.1	12.95	49	2.8
KDS1412045	12pt. 4.5mm	7.6	12.95	49	2.8
KDS1412050	12pt. 5mm	8.15	12.95	49	2.8
KDS1412055	12pt. 5.5mm	8.9	12.95	49	2.8
KDS1412060	12pt. 6mm	9.9	12.95	49	3.05
KDS1412070	12pt. 7mm	10.9	12.95	49	3.55
KDS1412080	12pt. 8mm	12.2	12.95	49	3.55
KDS1412090	12pt. 9mm	13.45	13.45	49	4.05
KDS1412100	12pt. 10mm	14.75	14.75	49	4.6
KDS1412110	12pt. 11mm	16	16	49	5.46
KDS1412120	12pt. 12mm	17.3	17.3	49	6.1
KDS1412130	12pt. 13mm	18.55	18.55	49	6.75
KDS1412140	12pt. 14mm	19.8	19.8	49	6.75



Item No.	Description	D1(inch)	D2(inch)	L1(inch)	L2(inch)
KDS1406360	6pt. 5/32"	0.281	0.51	1.93	0.281
KDS1406380	6pt. 3/16"	0.338	0.51	1.93	0.281
KDS1406400	6pt. 7/32"	0.382	0.51	1.93	0.375
KDS1406420	6pt. 1/4"	0.425	0.51	1.93	0.375
KDS1406440	6pt. 9/32"	0.457	0.51	1.93	0.375
KDS1406460	6pt. 5/16"	0.51	0.51	1.93	0.375
KDS1406480	6pt. 11/32"	0.547	0.547	1.93	0.625
KDS1406500	6pt. 3/8"	0.597	0.597	1.93	0.625
KDS1406520	6pt. 7/16"	0.683	0.683	1.93	0.625
KDS1406540	6pt. 1/2"	0.697	0.697	1.93	0.625
KDS1406560	6pt. 9/16"	0.778	0.778	1.93	0.625

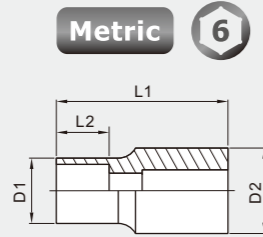


Item No.	Description	D1(inch)	D2(inch)	L1(inch)	L2(inch)
KDS1412360	12pt. 5/32"	0.281	0.51	1.93	0.281
KDS1412380	12pt. 3/16"	0.338	0.51	1.93	0.281
KDS1412400	12pt. 7/32"	0.382	0.51	1.93	0.375
KDS1412420	12pt. 1/4"	0.425	0.51	1.93	0.375
KDS1412440	12pt. 9/32"	0.457	0.51	1.93	0.375
KDS1412460	12pt. 5/16"	0.51	0.51	1.93	0.375
KDS1412480	12pt. 11/32"	0.547	0.547	1.93	0.625
KDS1412500	12pt. 3/8"	0.597	0.597	1.93	0.625
KDS1412520	12pt. 7/16"	0.683	0.683	1.93	0.625
KDS1412540	12pt. 1/2"	0.697	0.697	1.93	0.625
KDS1412560	12pt. 9/16"	0.778	0.778	1.93	0.625

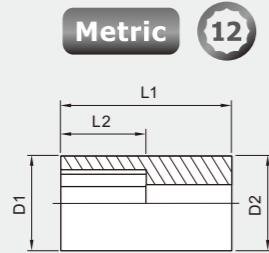


## 3/8" Dr. Sockets

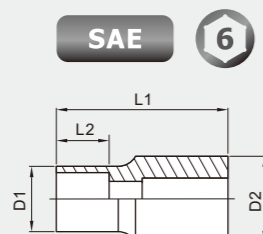
- Alloy Chrome-Vanadium Steel, Polished, Chrome.
- 4 Ball Grooves for Position.
- Thin wall construction for easy access in tight spaces.



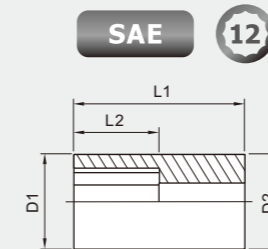
Item No.	Description	D1(mm)	D2(mm)	L1(mm)	L2(mm)
KRS3806060	6pt. 6mm	10.1	17.6	32	6.5
KRS3806070	6pt. 7mm	11.05	17.6	32	6.5
KRS3806080	6pt. 8mm	12.2	17.6	32	6.5
KRS3806090	6pt. 9mm	13.6	17.6	32	7
KRS3806100	6pt. 10mm	15	17.6	32	7
KRS3806110	6pt. 11mm	16.75	17.6	32	7
KRS3806120	6pt. 12mm	17.8	22.4	32	7
KRS3806130	6pt. 13mm	18.8	22.4	32	7
KRS3806140	6pt. 14mm	20	22.4	32	12
KRS3806150	6pt. 15mm	22.4	22.4	32	13.5
KRS3806160	6pt. 16mm	22.5	22.5	32	13.5
KRS3806170	6pt. 17mm	23.8	23.8	32	13.5
KRS3806180	6pt. 18mm	24.6	24.6	32	13.5
KRS3806190	6pt. 19mm	25.7	25.7	32	13.5
KRS3806200	6pt. 20mm	27.76	27.76	32	16
KRS3806210	6pt. 21mm	28.8	28.8	34	16
KRS3806220	6pt. 22mm	30	30	34	17



Item No.	Description	D1(mm)	D2(mm)	L1(mm)	L2(mm)
KRS3812060	12pt. 6mm	10.1	17.6	32	6.5
KRS3812070	12pt. 7mm	11.05	17.6	32	6.5
KRS3812080	12pt. 8mm	12.2	17.6	32	6.5
KRS3812090	12pt. 9mm	13.6	17.6	32	7
KRS3812100	12pt. 10mm	15	17.6	32	7
KRS3812110	12pt. 11mm	16.75	17.6	32	7
KRS3812120	12pt. 12mm	17.8	22.4	32	7
KRS3812130	12pt. 13mm	18.8	22.4	32	7
KRS3812140	12pt. 14mm	20	22.4	32	12
KRS3812150	12pt. 15mm	22.4	22.4	32	13.5
KRS3812160	12pt. 16mm	22.5	22.5	32	13.5
KRS3812170	12pt. 17mm	23.8	23.8	32	13.5
KRS3812180	12pt. 18mm	24.6	24.6	32	13.5
KRS3812190	12pt. 19mm	25.7	25.7	32	13.5
KRS3812200	12pt. 20mm	27.76	27.76	32	16
KRS3812210	12pt. 21mm	28.8	28.8	34	16
KRS3812220	12pt. 22mm	30	30	34	17



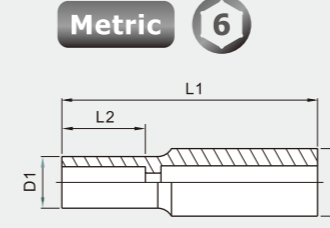
Item No.	Description	D1(inch)	D2(inch)	L1(inch)	L2(inch)
KRS3806420	6pt. 1/4"	0.472	0.69	1.26	0.313
KRS3806440	6pt. 9/32"	0.496	0.69	1.26	0.313
KRS3806460	6pt. 5/16"	0.521	0.69	1.26	0.344
KRS3806480	6pt. 11/32"	0.567	0.69	1.26	0.391
KRS3806500	6pt. 3/8"	0.613	0.69	1.26	0.406
KRS3806520	6pt. 7/16"	0.683	0.69	1.26	0.438
KRS3806540	6pt. 1/2"	0.751	0.88	1.26	0.516
KRS3806560	6pt. 9/16"	0.814	0.88	1.26	0.594
KRS3806580	6pt. 5/8"	0.89	0.89	1.26	0.672
KRS3806600	6pt. 11/16"	0.968	0.968	1.26	0.672
KRS3806620	6pt. 3/4"	1.11	1.11	1.26	0.672
KRS3806640	6pt. 13/16"	1.141	1.141	1.406	0.672
KRS3806660	6pt. 7/8"	1.25	1.25	1.406	1.188
KRS3806680	6pt. 15/16"	1.31	1.31	1.65	1.188
KRS3806700	6pt. 1"	1.38	1.38	1.65	1.188



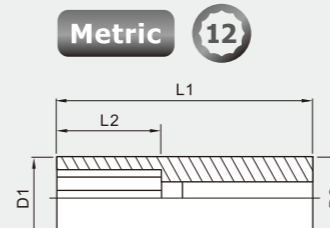
Item No.	Description	D1(inch)	D2(inch)	L1(inch)	L2(inch)
KRS3812420	12pt. 1/4"	0.472	0.69	1.26	0.313
KRS3812440	12pt. 9/32"	0.496	0.69	1.26	0.313
KRS3812460	12pt. 5/16"	0.521	0.69	1.26	0.344
KRS3812480	12pt. 11/32"	0.567	0.69	1.26	0.391
KRS3812500	12pt. 3/8"	0.613	0.69	1.26	0.406
KRS3812520	12pt. 7/16"	0.683	0.69	1.26	0.438
KRS3812540	12pt. 1/2"	0.751	0.88	1.26	0.516
KRS3812560	12pt. 9/16"	0.814	0.88	1.26	0.594
KRS3812640	12pt. 5/8"	0.89	0.89	1.26	0.672
KRS3812660	12pt. 11/16"	0.968	0.968	1.26	0.672
KRS3812680	12pt. 3/4"	1.11	1.11	1.26	0.672
KRS3812700	12pt. 13/16"	1.141	1.141	1.406	0.672
KRS3812720	12pt. 7/8"	1.25	1.25	1.406	1.188
KRS3812740	12pt. 15/16"	1.31	1.31	1.65	1.188
KRS3812760	12pt. 1"	1.38	1.38	1.65	1.188

## 3/8"Dr. Deep Sockets

- Alloy Chrome-Vanadium Steel, Polished, Chrome.
- 4 Ball Grooves for Position.
- Thin wall construction for easy access in tight spaces.

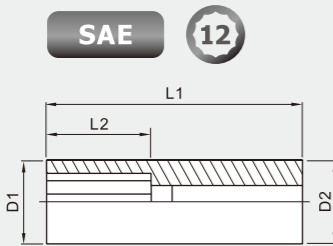
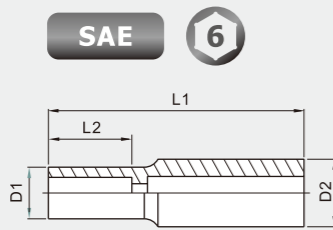


Item No.	Description	D1(mm)	D2(mm)	L1(mm)	L2(mm)
KDS3806060	6pt. 6mm	10.1	17.6	44	6.5
KDS3806070	6pt. 7mm	11.05	17.6	44	6.5
KDS3806080	6pt. 8mm	12.2	17.6	44	6.5
KDS3806090	6pt. 9mm	13.6	17.6	44	7
KDS3806100	6pt. 10mm	15	17.6	44	7
KDS3806110	6pt. 11mm	16.75	17.6	44	7
KDS3806120	6pt. 12mm	17.8	22.4	44	7
KDS3806130	6pt. 13mm	18.8	22.4	44	7
KDS3806140	6pt. 14mm	20	22.4	47	12
KDS3806150	6pt. 15mm	22.4	22.4	47	13.5
KDS3806160	6pt. 16mm	22.5	22.5	50	13.5
KDS3806170	6pt. 17mm	23.8	23.8	50	13.5
KDS3806180	6pt. 18mm	24.6	24.6	54	13.5
KDS3806190	6pt. 19mm	25.7	25.7	54	13.5
KDS3806200	6pt. 20mm	27.76	27.76	54	16
KDS3806210	6pt. 21mm	28.8	28.8	63	16
KDS3806220	6pt. 22mm	30	30	63	17



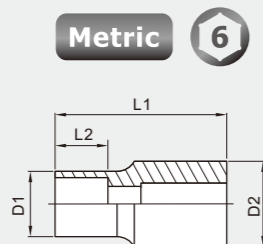
Item No.	Description	D1(mm)	D2(mm)	L1(mm)	L2(mm)
KDS3812060	12pt. 6mm	10.1	17.6	44	6.5
KDS3812070	12pt. 7mm	11.05	17.6	44	6.5
KDS3812080	12pt. 8mm	12.2	17.6	44	6.5
KDS3812090	12pt. 9mm	13.6	17.6	44	7
KDS3812100	12pt. 10mm	15	17.6	44	7
KDS3812110	12pt. 11mm	16.75	17.6	44	7
KDS3812120	12pt. 12mm	17.8	22.4	44	7
KDS3812130	12pt. 13mm	18.8	22.4	44	7
KDS3812140	12pt. 14mm	20	22.4	47	12
KDS3812150	12pt. 15mm	22.4	22.4	47	13.5
KDS3812160	12pt. 16mm	22.5	22.5	50	13.5
KDS3812170	12pt. 17mm	23.8	23.8	50	13.5
KDS3812180	12pt. 18mm	24.6	24.6	54	13.5
KDS3812190	12pt. 19mm	25.7	25.7	54	13.5
KDS3812200	12pt. 20mm	27.76	27.76	54	16
KDS3812210	12pt. 21mm	28.8	28.8	63	16
KDS3812220	12pt. 22mm	30	30	63	17

# INDIVIDUAL SOCKETS



## 1/2"Dr. Sockets

- Alloy Chrome-Vanadium Steel, Polished, Chrome.
- 4 Ball Grooves for Position.
- Thin wall construction for easy access in tight spaces.



Item No.	Description	D1(inch)	D2(inch)	L1(inch)	L2(inch)
KDS3806420	6pt. 1/4"	0.472	0.69	1.75	0.313
KDS3806440	6pt. 9/32"	0.496	0.69	1.75	0.313
KDS3806460	6pt. 5/16"	0.521	0.69	1.75	0.344
KDS3806480	6pt. 11/32"	0.567	0.69	1.75	0.391
KDS3806500	6pt. 3/8"	0.613	0.69	1.75	0.406
KDS3806520	6pt. 7/16"	0.683	0.69	1.75	0.438
KDS3806540	6pt. 1/2"	0.751	0.88	1.75	0.516
KDS3806560	6pt. 9/16"	0.814	0.88	1.875	0.594
KDS3806580	6pt. 5/8"	0.89	0.89	2	0.672
KDS3806600	6pt. 11/16"	0.968	0.968	2.125	0.672
KDS3806620	6pt. 3/4"	1.11	1.11	2.125	0.672
KDS3806640	6pt. 13/16"	1.141	1.141	2.48	0.672
KDS3806660	6pt. 7/8"	1.25	1.25	2.48	1.188
KDS3806680	6pt. 15/16"	1.31	1.31	2.48	1.188
KDS3806700	6pt. 1"	1.38	1.38	2.48	1.188

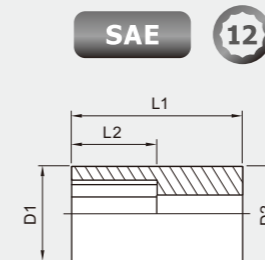
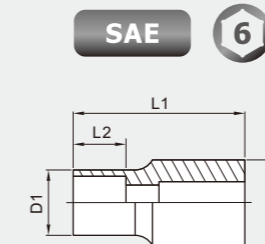
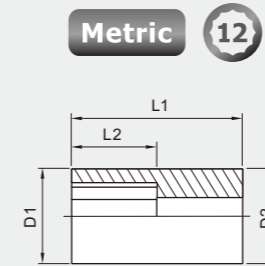
Item No.	Description	D1(inch)	D2(inch)	L1(inch)	L2(inch)
KDS3812420	12pt. 1/4"	0.472	0.69	1.75	0.313
KDS3812440	12pt. 9/32"	0.496	0.69	1.75	0.313
KDS3812460	12pt. 5/16"	0.521	0.69	1.75	0.344
KDS3812480	12pt. 11/32"	0.567	0.69	1.75	0.391
KDS3812500	12pt. 3/8"	0.613	0.69	1.75	0.406
KDS3812520	12pt. 7/16"	0.683	0.69	1.75	0.438
KDS3812540	12pt. 1/2"	0.751	0.88	1.75	0.516
KDS3812560	12pt. 9/16"	0.814	0.88	1.875	0.594
KDS3812580	12pt. 5/8"	0.89	0.89	2	0.672
KDS3812600	12pt. 11/16"	0.968	0.968	2.125	0.672
KDS3812620	12pt. 3/4"	1.11	1.11	2.125	0.672
KDS3812640	12pt. 13/16"	1.141	1.141	2.48	0.672
KDS3812660	12pt. 7/8"	1.25	1.25	2.48	1.188
KDS3812680	12pt. 15/16"	1.31	1.31	2.48	1.188
KDS3812700	12pt. 1"	1.38	1.38	2.48	1.188

Item No.	Description	D1(mm)	D2(mm)	L1(mm)	L2(mm)
KRS1206080	6pt. 8mm	14	23.87	39	3.75
KRS1206090	6pt. 9mm	15.1	23.87	39	4.05
KRS1206100	6pt. 10mm	16.8	23.87	39	4.6
KRS1206110	6pt. 11mm	18.2	23.87	39	5.45
KRS1206120	6pt. 12mm	18.7	23.87	39	6.1
KRS1206130	6pt. 13mm	20.25	23.87	39	6.75
KRS1206140	6pt. 14mm	21.8	23.87	39	8.35
KRS1206150	6pt. 15mm	22.4	23.87	40	8.35
KRS1206160	6pt. 16mm	23.87	23.87	40	9.5
KRS1206170	6pt. 17mm	24.75	24.75	40	9.5
KRS1206180	6pt. 18mm	26.14	26.14	40	10.15
KRS1206190	6pt. 19mm	27.2	27.2	40	11.1
KRS1206200	6pt. 20mm	27.95	27.95	42	11.5
KRS1206210	6pt. 21mm	28.95	28.95	42	11.7
KRS1206220	6pt. 22mm	30.2	30.2	45	12.45
KRS1206230	6pt. 23mm	31.25	31.25	45	12.7
KRS1206240	6pt. 24mm	32.15	32.15	45	13.85
KRS1206250	6pt. 25mm	33.4	33.4	45	14
KRS1206260	6pt. 26mm	35.05	35.05	48	14.6
KRS1206270	6pt. 27mm	36.75	36.75	48	15.8
KRS1206280	6pt. 28mm	37.8	37.8	50	16.25
KRS1206290	6pt. 29mm	39.5	39.5	50	16.65
KRS1206300	6pt. 30mm	42.4	42.4	50	17.8
KRS1206310	6pt. 31mm	43.2	43.2	50	17.8
KRS1206320	6pt. 32mm	44.5	44.5	51	19

Item No.	Description	D1(mm)	D2(mm)	L1(mm)	L2(mm)
KRS1212080	12pt. 8mm	14	23.87	39	3.75
KRS1212090	12pt. 9mm	15.1	23.87	39	4.05
KRS1212100	12pt. 10mm	16.8	23.87	39	4.6
KRS1212110	12pt. 11mm	18.2	23.87	39	5.45
KRS1212120	12pt. 12mm	18.7	23.87	39	6.1
KRS1212130	12pt. 13mm	20.25	23.87	39	6.75
KRS1212140	12pt. 14mm	21.8	23.87	39	8.35
KRS1212150	12pt. 15mm	22.4	23.87	40	8.35
KRS1212160	12pt. 16mm	23.87	23.87	40	9.5
KRS1212170	12pt. 17mm	24.75	24.75	40	9.5
KRS1212180	12pt. 18mm	26.14	26.14	40	10.15
KRS1212190	12pt. 19mm	27.2	27.2	40	11.1
KRS1212200	12pt. 20mm	27.95	27.95	42	11.5
KRS1212210	12pt. 21mm	28.95	28.95	42	11.7
KRS1212220	12pt. 22mm	30.2	30.2	45	12.45
KRS1212230	12pt. 23mm	31.25	31.25	45	12.7
KRS1212240	12pt. 24mm	32.15	32.15	45	13.85
KRS1212250	12pt. 25mm	33.4	33.4	45	14
KRS1212260	12pt. 26mm	35.05	35.05	48	14.6
KRS1212270	12pt. 27mm	36.75	36.75	48	15.8
KRS1212280	12pt. 28mm	37.8	37.8	50	16.25
KRS1212290	12pt. 29mm	39.5	39.5	50	16.65
KRS1212300	12pt. 30mm	42.4	42.4	50	16.65
KRS1212310	12pt. 31mm	43.2	43.2	50	17.8
KRS1212320	12pt. 32mm	44.5	44.5	51	19

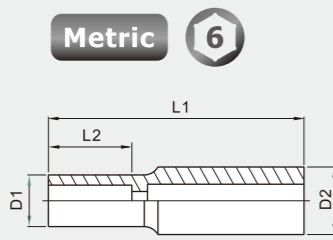
Item No.	Description	D1(inch)	D2(inch)	L1(inch)	L2(inch)
KRS1206460	6pt. 5/16"	-	-	-	-
KRS1206480	6pt. 11/32"	-	-	-	-
KRS1206500	6pt. 3/8"	0.665	0.94	1.525	0.156
KRS1206520	6pt. 7/16"	0.73	0.94	1.525	0.219
KRS1206540	6pt. 1/2"	0.775	0.94	1.525	0.266
KRS1206560	6pt. 9/16"	0.845	0.94	1.572	0.328
KRS1206580	6pt. 5/8"	0.942	0.97	1.572	0.375
KRS1206600	6pt. 11/16"	1.01	1.01	1.572	0.375
KRS1206620	6pt. 3/4"	1.08	1.08	1.572	0.437
KRS1206640	6pt. 13/16"	1.145	1.145	1.635	0.453
KRS1206660	6pt. 7/8"	1.218	1.218	1.76	0.5
KRS1206680	6pt. 15/16"	1.3	1.3	1.76	0.5
KRS1206700	6pt. 1"	1.375	1.375	1.76	0.57
KRS1206720	6pt. 1-1/16"	1.48	1.48	1.853	0.625
KRS1206740	6pt. 1-1/8"	1.54	1.54	19.47	0.656
KRS1206760	6pt. 1-3/16"	1.675	1.675	1.947	0.656
KRS1206780	6pt. 1-1/4"	1.75	1.75	2.015	0.75

Item No.	Description	D1(inch)	D2(inch)	L1(inch)	L2(inch)
KRS1212460	12pt. 5/16"	-	-	-	-
KRS1212480	12pt. 11/32"	-	-	-	-
KRS1212500	12pt. 3/8"	0.665	0.94	1.525	0.156
KRS1212520	12pt. 7/16"	0.73	0.94	1.525	0.219
KRS1212540	12pt. 1/2"	0.775	0.94	1.525	0.266
KRS1212560	12pt. 9/16"	0.845	0.94	1.572	0.328
KRS1212580	12pt. 5/8"	0.942	0.97	1.572	0.375
KRS1212600	12pt. 11/16"	1.01	1.01	1.572	0.375
KRS1212620	12pt. 3/4"	1.08	1.08	1.572	0.437
KRS1212640	12pt. 13/16"	1.145	1.145	1.635	0.453
KRS1212660	12pt. 7/8"	1.218	1.218	1.76	0.5
KRS1212680	12pt. 15/16"	1.3	1.3	1.76	0.5
KRS1212700	12pt. 1"	1.375	1.375	1.76	0.57
KRS1212720	12pt. 1-1/16"	1.48	1.48	1.853	0.625
KRS1212740	12pt. 1-1/8"	1.54	1.54	19.47	0.656
KRS1212760	12pt. 1-3/16"	1.675	1.675	1.947	0.656
KRS1212780	12pt. 1-1/4"	1.75	1.75	2.015	0.75



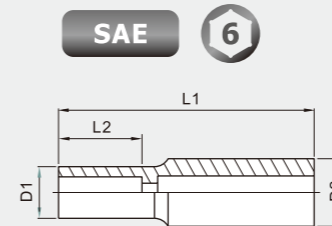
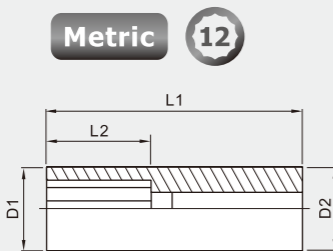
## 1/2"Dr. Deep Sockets

- Alloy Chrome-Vanadium Steel, Polished, Chrome.
- 4 Ball Grooves for Position.
- Thin wall construction for easy access in tight spaces.

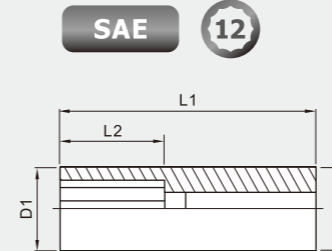


Item No.	Description	D1(mm)	D2(mm)	L1(mm)	L2(mm)
KDS1206080	6pt. 8mm	14	23.87	76	3.75
KDS1206090	6pt. 9mm	15.1	23.87	76	4.05
KDS1206100	6pt. 10mm	16.8	23.87	76	4.6
KDS1206110	6pt. 11mm	18.2	23.87	76	5.45
KDS1206120	6pt. 12mm	18.7	23.87	76	6.1
KDS1206130	6pt. 13mm	20.25	23.87	76	6.75
KDS1206140	6pt. 14mm	21.8	23.87	76	8.35
KDS1206150	6pt. 15mm	22.4	23.87	76	8.35
KDS1206160	6pt. 16mm	23.87	23.87	76	9.5
KDS1206170	6pt. 17mm	24.75	24.75	76	9.5
KDS1206180	6pt. 18mm	26.14	26.14	76	10.15
KDS1206190	6pt. 19mm	27.2	27.2	76	11.1
KDS1206200	6pt. 20mm	27.95	27.95	76	11.5
KDS1206210	6pt. 21mm	28.95	28.95	76	11.7
KDS1206220	6pt. 22mm	30.2	30.2	76	12.45
KDS1206230	6pt. 23mm	31.25	31.25	76	12.7
KDS1206240	6pt. 24mm	32.15	32.15	76	13.85
KDS1206250	6pt. 25mm	33.4	33.4	76	14
KDS1206260	6pt. 26mm	35.05	35.05	76	14.6
KDS1206270	6pt. 27mm	36.75	36.75	76	15.8
KDS1206280	6pt. 28mm	37.8	37.8	76	16.25
KDS1206290	6pt. 29mm	39.5	39.5	76	16.65
KDS1206300	6pt. 30mm	42.4	42.4	76	16.65
KDS1206310	6pt. 31mm	43.2	43.2	76	17.8
KDS1206320	6pt. 32mm	44.5	44.5	76	19

Item No.	Description	D1(mm)	D2(mm)	L1(mm)	L2(mm)
KDS1212080	12pt. 8mm	14	23.87	76	3.75
KDS1212090	12pt. 9mm	15.1	23.87	76	4.05
KDS1212100	12pt. 10mm	16.8	23.87	76	4.6
KDS1212110	12pt. 11mm	18.2	23.87	76	5.45
KDS1212120	12pt. 12mm	18.7	23.87	76	6.1
KDS1212130	12pt. 13mm	20.25	23.87	76	6.75
KDS1212140	12pt. 14mm	21.8	23.87	76	8.35
KDS1212150	12pt. 15mm	22.4	23.87	76	8.35
KDS1212160	12pt. 16mm	23.87	23.87	76	9.5
KDS1212170	12pt. 17mm	24.75	24.75	76	9.5
KDS1212180	12pt. 18mm	26.14	26.14	76	10.15
KDS1212190	12pt. 19mm	27.2	27.2	76	11.1
KDS1212200	12pt. 20mm	27.95	27.95	76	11.5
KDS1212210	12pt. 21mm	28.95	28.95	76	11.7
KDS1212220	12pt. 22mm	30.2	30.2	76	12.45
KDS1212230	12pt. 23mm	31.25	31.25	76	12.7
KDS1212240	12pt. 24mm	32.15	32.15	76	13.85
KDS1212250	12pt. 25mm	33.4	33.4	76	14
KDS1212260	12pt. 26mm	35.05	35.05	76	14.6
KDS1212270	12pt. 27mm	36.75	36.75	76	15.8
KDS1212280	12pt. 28mm	37.8	37.8	76	16.25
KDS1212290	12pt. 29mm	39.5	39.5	76	16.65
KDS1212300	12pt. 30mm	42.4	42.4	76	16.65
KDS1212310	12pt. 31mm	43.2	43.2	76	17.8
KDS1212320	12pt. 32mm	44.5	44.5	76	19




Item No.	Description	D1(inch)	D2(inch)	L1(inch)	L2(inch)
KDS1206460	6pt. 5/16"	-	-	-	-
KDS1206480	6pt. 11/32"	-	-	-	-
KDS1206500	6pt. 3/8"	0.665	0.94	3	0.156
KDS1206520	6pt. 7/16"	0.73	0.94	3	0.219
KDS1206540	6pt. 1/2"	0.775	0.94	3	0.266
KDS1206560	6pt. 9/16"	0.845	0.94	3	0.328
KDS1206580	6pt. 5/8"	0.942	0.97	3	0.375
KDS1206600	6pt. 11/16"	1.01	1.01	3	0.375
KDS1206620	6pt. 3/4"	1.08	1.08	3	0.437
KDS1206640	6pt. 13/16"	1.145	1.145	3	0.453
KDS1206660	6pt. 7/8"	1.218	1.218	3	0.5
KDS1206680	6pt. 15/16"	1.3	1.3	3	0.5
KDS1206700	6pt. 1"	1.375	1.375	3	0.57
KDS1206720	6pt. 1-1/16"	1.48	1.48	3	0.625
KDS1206740	6pt. 1-1/8"	1.54	1.54	3	0.656
KDS1206760	6pt. 1-3/16"	1.675	1.675	3	0.656
KDS1206780	6pt. 1-1/4"	1.75	1.75	3	0.75



Item No.	Description	D1(inch)	D2(inch)	L1(inch)	L2(inch)
KDS1212460	12pt. 5/16"	-	-	-	-
KDS1212480	12pt. 11/32"	-	-	-	-
KDS1212500	12pt. 3/8"	0.665	0.94	3	0.156
KDS1212520	12pt. 7/16"	0.73	0.94	3	0.219
KDS1212540	12pt. 1/2"	0.775	0.94	3	0.266
KDS1212560	12pt. 9/16"	0.845	0.94	3	0.328
KDS1212580	12pt. 5/8"	0.942	0.97	3	0.375
KDS1212600	12pt. 11/16"	1.01	1.01	3	0.375
KDS1212620	12pt. 3/4"	1.08	1.08	3	0.437
KDS1212640	12pt. 13/16"	1.145	1.145	3	0.453
KDS1212660	12pt. 7/8"	1.218	1.218	3	0.5
KDS1212680	12pt. 15/16"	1.3	1.3	3	0.5
KDS1212700	12pt. 1"	1.375	1.375	3	0.57
KDS1212720	12pt. 1-1/16"	1.48	1.48	3	0.625
KDS1212740	12pt. 1-1/8"	1.54	1.54	3	0.656
KDS1212760	12pt. 1-3/16"	1.675	1.675	3	0.656
KDS1212780	12pt. 1-1/4"	1.75	1.75	3	0.75



**ACCESSORIES**



### 90T Ratchet handle

- Full polish Chrome handle
- Flat head for better access
- 90-tooth gear
- 4° swing motion

Item No.	Drive	Tooth Count	Overall Length (mm)
KRH1490001	1/4"	90	110
KRH3890001	3/8"	90	200
KRH1290001	1/2"	90	250



### 72T Ratchet handle

- Full polish Chrome handle
- With quick release function
- 72-tooth gear
- 5° swing motion

Item No.	Drive	Tooth Count	Overall Length (mm)
KRH1472001	1/4"	72	140
KRH3872001	3/8"	72	200
KRH1272001	1/2"	72	250



### Spinner handle

Item No.	Drive	Length (mm)
KSH1406001	1/4"	150



### Flex handle

Item No.	Drive	Length (inch)
KFH1406001	1/4"	6"
KFH3808001	3/8"	8"
KFH3810001	3/8"	10"
KFH3812001	3/8"	12"
KFH1212001	1/2"	12"
KFH1215001	1/2"	15"
KFH1218001	1/2"	18"



### T-handle

Item No.	Drive	Length (inch)
KTH1406001	1/4"	6"
KTH3808001	3/8"	8"
KTH1210001	1/2"	10"



### Universal joint

Item No.	Drive (inch)
KUJ1401001	1/4"
KUJ3801001	3/8"
KUJ1201001	1/2"



### Adapters

Item No.	Description	Female Dr. *Male Dr.
KAD3814001	-	3/8F*1/4M
KAD1438001	-	1/4F*3/8M
KAD1238001	-	1/2F*3/8M
KAD3812001	-	3/8F*1/2M



### Speed handle

Item No.	Drive	Length (mm)
KSH1217001	1/2"	380



### Extension bar

Item No.	Drive	Length (inch)
KEB1402001	1/4"	2"
KEB1403001	1/4"	3"
KEB1404001	1/4"	4"
KEB1406001	1/4"	6"
KEB3803001	3/8"	3"
KEB3806001	3/8"	6"
KEB3808001	3/8"	8"
KEB3810001	3/8"	10"
KEB1202001	1/2"	2"
KEB1203001	1/2"	3"
KEB1205001	1/2"	5"
KEB1206001	1/2"	6"
KEB1210001	1/2"	10"





## IMPACT SOCKET SETS

3/8"

1/2"



Item No. KIS380601202 **SAE** **6**

Item No. KIS381201202 **SAE** **12**

**12 PCS  
3/8" Dr. Impact Socket Set**

3/8"Dr. SAE sockets: 5/16, 3/8, 7/16, 1/2, 9/16, 5/8, 11/16, 3/4, 13/16, 7/8, 15/16, 1"



Item No. KIS120601403 **SAE** **6**

Item No. KIS121201403 **SAE** **12**

**14 PCS  
1/2" Dr. Impact Socket Set**

1/2"Dr. SAE sockets: 3/8, 7/16, 1/2, 9/16, 5/8, 11/16, 3/4, 13/16, 7/8, 15/16, 1, 1-1/16, 1-1/8, 1-1/4"



Item No. KIS380601302 **Metric** **6**

Item No. KIS381201302 **Metric** **12**

**13 PCS  
3/8" Dr. Impact Socket Set**

3/8"Dr. Metric sockets: 7, 8, 9, 10, 11, 12, 13, 14, 15, 16, 17, 18, 19mm



Item No. KIS120601404 **Metric** **6**

Item No. KIS121201404 **Metric** **12**

**14 PCS  
1/2" Dr. Impact Socket Set**

1/2"Dr. Metric sockets: 11, 12, 13, 14, 15, 17, 18, 19, 21, 22, 24, 27, 30, 32mm



Item No. KIS380601201 **SAE** **6**

Item No. KIS381201201 **SAE** **12**

**12 PCS  
3/8" Dr. Deep Impact Socket Set**

3/8"Dr. SAE sockets: 5/16, 3/8, 7/16, 1/2, 9/16, 5/8, 11/16, 3/4, 13/16, 7/8, 15/16, 1"



Item No. KIS120601401 **SAE** **6**

Item No. KIS121201401 **SAE** **12**

**14 PCS  
1/2" Dr. Deep Impact Socket Set**

1/2"Dr. SAE sockets: 3/8, 7/16, 1/2, 9/16, 5/8, 11/16, 3/4, 13/16, 7/8, 15/16, 1, 1-1/16, 1-1/8, 1-1/4"



Item No. KIS380601301 **Metric** **6**

Item No. KIS381201301 **Metric** **12**

**13 PCS  
3/8" Dr. Deep Impact Socket Set**

3/8"Dr. Metric sockets: 7, 8, 9, 10, 11, 12, 13, 14, 15, 16, 17, 18, 19mm



Item No. KIS120601402 **Metric** **6**

Item No. KIS121201402 **Metric** **12**

**14 PCS  
1/2" Dr. Deep Impact Socket Set**

1/2"Dr. Metric sockets: 11, 12, 13, 14, 15, 17, 18, 19, 21, 22, 24, 27, 30, 32mm

